

Safer Policy & Performance Board Priority Based Report

Reporting Period: Quarter 4 – 1st January 2014 – 31st March 2014

1.0 Introduction

This report provides an overview of issues and progress against key service area objectives and milestones and performance targets during the fourth quarter of 2013/14; for service areas within the remit of the Safer Policy and Performance Board.

The report has been structured by the following key priorities for Safer PPB, as identified in the Directorate and Corporate Plans:

- Community Safety
- Safeguarding and Dignity (including Consumer Protection and Substance Misuse)
- Domestic Violence
- Drugs & Alcohol
- Environment Health
- Risk & Emergency Planning

The way in which the Red, Amber and Green, (RAG), symbols have been used to reflect progress to date is explained in Appendix 2 at the end of this report.

2.0 Key Developments

There have been a number of developments within the Directorate during the fourth quarter which include:-

COMMISSIONING AND COMPLEX CARE

Domestic Abuse

The Domestic Abuse tender has been completed, and a new provider will deliver both the Refuge and Community Support Services from 1st July 2014. A contract mobilisation meeting will be held on 29th April 2014.

The refuge remodelling is on target to be completed by May 2014. The first two phases of the remodelling work have now been completed and the first floor now provides fully self-contained units. Phases 3 & 4 will remodel the ground floor accommodation and will also include improvement work on the reception area and provision of new flooring in communal areas.

Alcohol Strategy and Pathway Development

Reducing alcohol harm is a key priority for Halton and it is one of the five priorities identified in the local Health and Wellbeing Strategy. Work commenced during the fourth quarter on the development of a local Alcohol Strategy and Pathway. A multi-agency Workshop took place in mid-January to bring key stakeholders together to facilitate discussions about what local action needs to take place to tackle alcohol-related harm in the Borough. An Alcohol Strategy Steering Group was set up and has met twice since the workshop in early January. A series of sub-groups reporting to the Alcohol Strategy Steering Group have also been set up to focus on specific actions in accordance with a lifecourse approach. Work on the development of the strategy and pathway is scheduled

to run until the launch of the Strategy during Alcohol Awareness Week (mid November 2014).

PREVENTION AND ASSESSMENT

Making Safeguarding Personal Update

Halton joined the Making Safeguarding Personal (MSP) project in November 2013. The intention of MSP is to facilitate person-centred, outcomes-focused responses to adult safeguarding. Since the project commenced 24 cases have now been analysed and of these cases 96% of people involved felt that the investigation was conducted in such a way that they felt in control, informed and involved.

Currently Halton Safeguarding Adults Board receives performance data in relation to safeguarding adults however this data is unable to provide Board members with any real understanding of whether the safeguarding processes in Halton are making a difference for those who are most vulnerable and at risk in the locality. On-going work from this project to embed this approach into day to day practice will change the nature of the performance data and will provide Halton Safeguarding Adults Board with a better understanding of people's experiences and thus serve to influence and improve the delivery of safeguarding services in Halton.

As the project moves forward, it is with a generally accepted view amongst the 53 participating local authorities that outcome focused, person centred approaches must be integrated into safeguarding procedures if people are to be supported to live their lives with as much autonomy as possible. It is clear that seeking the person's own definition of a good outcome at the start of a safeguarding process, keeps professionals focused on a person centred approach and leads to better outcomes for the person and their family. As people achieve better outcomes, they are less likely to re-enter the system at a later date, being supported to stay independent for longer and encouraged to utilise their own skills, strengths and natural supports to build a safer future for themselves.

PUBLIC HEALTH

A new conversation about Alcohol

An alcohol harm reduction event was held on the 14th January to engage with key stakeholders in Halton. The event included an overview of the national regional and local picture of alcohol harm reduction. A local resident also shared her personal story of the impact of alcohol. The event was very successful with over 60 key stakeholders attending. Partners were asked to identify the key things we should be doing in Halton to reduce alcohol related harm. The information gathered will be used to inform Halton's new alcohol harm reduction strategy.

Presentations are available via the following link:

<http://www3.halton.gov.uk/healthandsocialcare/318895/339434/>

Halton has successfully applied to participate in a pilot scheme with the Home Office to become a "Local Alcohol Action Area". Such a focus will enable key partners to work together to establish plans to reduce the harm to health from alcohol, tackle crime and improve community safety and also contribute to the stimulation of the local night time economy. The Borough is waiting to hear whether it has been successful.

In addition, the Public Health Team has also:

Commissioned Alcohol Concern to support local activity to promote the “Dry January” campaign. Many Halton people made the commitment to stay sober in January and examine their own relationships with alcohol.

- Developed a pilot “social norms” programme to examine young people’s relationship with alcohol. Work in underway to develop a Halton wide programme to change the perceived “social norms” through more intelligent presentation of facts, improving self-esteem and emphasising the normalcy of positive health behaviours as a means to promote health and reduce risky behaviour in schools.
- Began work to examine the potential role of a “dry room” for Halton.
- Alcohol Education and Awareness – YTD 409 Halton School Children and Young People received 1 hour’s alcohol awareness education. 252 front line staff have been trained in IBA. January has seen the Launch of the alcohol campaign “Dry January” across the borough of Halton to encourage residents to abstain from alcohol for the month to improve their health.

POLICY, PLANNING & TRANSPORTATION

No key developments to report regarding Risk & Emergency Planning

3.0 Emerging Issues

COMMISSIONING AND COMPLEX CARE

No Emerging Issues to report for Commissioning and Complex Care

PREVENTION AND ASSESSMENT

No Emerging Issues to report for Prevention and Assessment

PUBLIC HEALTH

No Emerging Issues to report for Public Health

POLICY, PLANNING & TRANSPORTATION

No Emerging Issues to report regarding Risk & Emergency Planning.

4.0 Risk Control Measures

Risk control forms an integral part of the Council’s Business Planning and performance monitoring arrangements.

As such progress concerning the implementation of all high risk mitigation measures will be monitored in Quarter 2 and Quarter 4. However no high risks have been identified for this service area.

5.0 Progress against high priority equality actions

Equality issues continue to form a routine element of the Council's business planning and operational decision making processes. Additionally the Council must have evidence to demonstrate compliance with the Public Sector Equality Duty (PSED) which came into force in April 2011.

As a result the Board will receive further information following the completion of the Annual Equality Assessment which will be undertaken during Quarter 3.


There have been no high priority equality actions identified in the quarter.

6.0 Performance Overview

The following information provides a synopsis of progress for both milestones and performance indicators across the key priorities that have been identified for Safer PPB, as stated in the Directorate and Corporate Plans.

COMMISSIONING AND COMPLEX CARE

Key objectives and milestones

Ref	Milestones	Q4 Progress
CCC1	Conduct a review of Domestic Violence Services to ensure services continue to meet the needs of Halton residents	

SUPPORTING COMMENTARY

CCC1: Conduct a review of Domestic Violence Services:

During a review of domestic violence services it was highlighted that the current refuge was not fit for purpose. Riverside ECGH secured funding to remodel the refuge into self-contained units, and the improvement work is underway. The first two phases have been completed and all first floor units are now fully self-contained. The remodelling is expected to be completed by May 2014, and will include improvement work to reception and communal areas.

Key Performance Indicators



None applicable to Safer Halton priorities

PREVENTION AND ASSESSMENT

Key objectives and milestones

None applicable under Safer Halton priorities

Key Performance Indicators

Ref	Description	Actual 2012/13	Target 2013/14	Quarter 4	Current Progress	Direction of Travel
<u>PA 3</u>	Percentage of VAA Assessments completed within 28 days (Previously PCS15) (Previously PA5 [12/13], PA8 [11/12])	86.73%	82%	87.69		

SUPPORTING COMMENTARY











PA3: This target has been exceeded.

COMMUNITY AND ENVIRONMENT

Key objectives and milestones

None applicable under Safer Halton priorities

Key Performance Indicators

Ref	Description	Actual 2012/13	Target 2013/14	Quarter 4	Current Progress	Direction of Travel
<u>CE LI 14</u>	Residual household waste per household	633 Kgs	700 kgs	624 Kgs		
<u>CE LI 15</u>	Household waste recycled and composted	37.30%	40%	38.53%		
<u>CE LI 16</u>	Municipal waste land filled	58%	60%	57.17%		
<u>CE LI 19</u>	Number of Green Flag Awards for Halton	12	12	12		
<u>CE LI 20</u>	Improved Local Biodiversity – Active Management of Local Sites	58.49%	54%	50.94%		

SUPPORTING COMMENTARY

CE LI 14: Residual household waste per household:

This is an estimated figure but indications are that this target has been met.

CE LI 15: Household waste recycled and composted:

This is an estimated figure but indications are that this target will be met. Despite an increase in recycling compared to 2012/13, performance is slightly short of this year's target. The new waste treatment services contract referred to in 'Key Developments' will ensure a significant increase in recycling performance in 2014/15.

CE LI 16: Municipal waste land filled:

This is an estimated figure but indications are that this target has been met.

CE LI 19: Number of Green Flag Awards for Halton:




The 12 Green Flag Award parks were awarded in July 2013.

CE LI 20: Improved Local Biodiversity – Active Management of Local Sites:

Although sites in the ownership of HBC have continued to improve some sites owned by third parties have not been actively managed during the period. This has resulted in a lower overall score.

PUBLIC HEALTH

Key objectives and milestones

Ref	Milestones	Q4 Progress
PH 02	Continue to review and assess air quality within the Air Quality Management Areas to assess effectiveness of the action plan. Identify any other Areas within the Borough where national air quality objectives are likely to be exceeded. March 2014	
PH03	Work proactively with GPs, all service providers, Alcohol Liaison Nurses, teachers in schools to reduce the number of people drinking to harmful levels and alcohol related hospital admissions given the rise in pancreatic and liver cancer rates. March 2014	
PH06	Implement the alcohol harm reduction plan working with a range of providers including schools, focusing on preventive interventions and behaviour change to target the following vulnerable groups – pregnant women, women with babies and young people under 16 years. March 2014	

SUPPORTING COMMENTARY

Continue to review and assess air quality

Halton are continuing to assess air quality across the borough including within the air quality management area. The 2014 Air Quality Progress Report indicates that air quality objectives have been achieved in all parts of the borough except within the AQMA where the annual mean objective for NO₂ continues to be exceeded, the likely source being road traffic. In response the action plan seeks to promote and implement measures aimed at reducing emissions from transport. The Progress Report has been submitted to Defra for approval.

Reduce the number of people drinking to harmful levels

Halton promoted the Dry January campaign to encourage local people to abstain from drinking.

Halton has been selected as a Local Alcohol Action Area (LAAA). Work is underway to develop a multi-agency action plan to pull together all activity to support a reduction in the harm to health, antisocial behaviour and crime and the diversification of the night-time economy.

A new alcohol strategy and action plan is also in development to expand and develop the work of the LAAA over a longer period.

Work is ongoing with the Whiston Alcohol Liaison Nurse Service to improve the local pathway, to develop better relationships with community services and also improve outcomes for those who regularly attend hospital as a result of drinking. A similar piece of work is due to start soon with the equivalent service in Warrington.











Implement the Alcohol Harm Reduction Plan

A social marketing campaign is under development to highlight the dangers of drinking through pregnancy, and encouraging abstinence.

The Healthitude programme is being developed to ensure consistent messages are provided by partner organisations in line with national curriculum requirements.

A social norms programme is being developed to challenge young people's perceptions of alcohol use locally and promote positive behaviour change.

Key Performance Indicators

Ref	Description	Actual 2012/13	Target 2013/14	Quarter 4	Current Progress	Direction of Travel
PH LI 01	a) % of scheduled Local Air Pollution Control audits carried out	90%	94%	94%		
	b) % of Local Air Pollution Control Audits being broadly compliant	95%	79%	98%		
PH LI 02	Food Establishments in the Area which are broadly compliant with Food Hygiene Law. (Previously PA 26 [12/13], PA 19. NI 184)	90%	85% (has been amended)	90%		
PH LI 13 (SCS HH1)	Alcohol related hospital admissions, AAF > 0, rate per 100,000 population (previously NI 39)	2815.9*	3,142	2925.1 (Jan – Dec '13)		
PH LI 14 (SCS HH1)	Admissions which are wholly attributable to alcohol AAF = 1, rate per 100,000 population	878.0	1039	949.0 (Jan – Dec '13)		

SUPPORTING COMMENTARY

PH LI 01: Both targets exceeded particularly the broadly compliant figure which is a result of targeting previously poor premises and achieving results from both informal and formal actions.


PH LI 02: This is based on 2012-13. The official return to the food standards agency for 2013-14 has yet to be produced. 2013-14 performance will be reported in Q1 or Q2 2014

PH LI 13: The 2012/13 local rate is provisional data and will be updated nationally next month. Current quarter data shows an increase in the rate from 2012/13 although it is currently below target.

PH LI 14: The 2012/13 local rate is provisional data and will be updated nationally in next month. Current quarter data shows an increase in the rate from 2012/13 although it is currently below target.

POLICY, PLANNING & TRANSPORTATION

Key objectives and milestones

Ref	Milestones	Q4 Progress
PPT 03	Develop and consult on a local flood risk strategy for Halton. November 2013 and then to progress towards adoption by March 2014.	

SUPPORTING COMMENTARY

PPT03: Following review by the Environment Agency and initial partner consultation, the draft strategy is currently being updated to take account of our local partners' developed strategies and to ensure a consistent approach and structure for the document across the Cheshire Mid-Mersey sub-region.

This has delayed public consultation on the strategy, which is now expected to commence in May 2014.

Key Performance Indicators

None applicable under Safer Halton priorities.

APPENDIX 1 – Financial Statements

COMMISSIONING & COMPLEX CARE DEPARTMENT

Not Yet Available

PREVENTION & ASSESSMENT DEPARTMENT

Not Yet Available

PUBLIC HEALTH DEPARTMENT

Not Yet Available

COMMUNITY & ENVIRONMENT DEPARTMENT




Not Yet Available

POLICY, PLANNING & TRANSPORTATION DEPARTMENT

Not Yet Available




APPENDIX 2 – Explanation of Symbols

Symbols are used in the following manner:

Progress		<u>Objective</u>	<u>Performance Indicator</u>
Green		Indicates that the <u>objective is on course to be achieved</u> within the appropriate timeframe.	<i>Indicates that the annual target <u>is on course to be achieved</u>.</i>
Amber		Indicates that it is <u>uncertain or too early to say at this stage</u> , whether the milestone/objective will be achieved within the appropriate timeframe.	<i>Indicates that it is <u>uncertain or too early to say at this stage</u> whether the annual target is on course to be achieved.</i>
Red		Indicates that it is <u>highly likely or certain</u> that the objective will not be achieved within the appropriate timeframe.	<i>Indicates that the target <u>will not be achieved</u> unless there is an intervention or remedial action taken.</i>

Direction of Travel Indicator

Where possible performance measures will also identify a direction of travel using the following convention

Green		Indicates that performance is better as compared to the same period last year.
Amber		Indicates that performance is the same as compared to the same period last year.
Red		Indicates that performance is worse as compared to the same period last year.
N/A		Indicates that the measure cannot be compared to the same period last year.